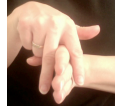


TRUE+WORK ASL Workbook  
Unit 4.1



**Part I. RIDING:** Check the correct pictures in which the handshape CL:3(upside down) can be used.



**Part II.** Watch the signer signing a statement and write the missing sign(s) in the blank.

1. DALLAS, \_\_\_\_\_ MOVE-THERE.

2. WORK ME \_\_\_\_\_.

3. SCHOOL ME \_\_\_\_\_.

4. ME RAISE/GROW-UP \_\_\_\_\_.

5. MY \_\_\_\_\_ NEW, IX \_\_\_\_\_.

6. MY \_\_\_\_\_, HER/HIS WORK, ME DRIVE-TO \_\_\_\_\_.

7. MY \_\_\_\_\_ THERE HOUSTON, ME VISIT-to.

8. NEW YORK, \_\_\_\_\_ ME RIDE-on \_\_\_\_\_, STAY 3+DAY #BACK-home. ME ENJOY.

9. ME DRIVE+ SPOTTED \_\_\_\_\_, ME CL:3(pulled over)  
\_\_\_\_\_.

10. CAR \_\_\_\_\_ YOU BUY WANT YOUy/nq?

TRUE+WORK ASL Workbook  
Unit 4.2

**Part I.** Watch the conversation. Check the correct answer.

1. What type of housing does Corey want to live in?

- Apartment
- Condominium
- Duplex
- Townhouse

2. What area did Corey want to live in?

- Suburbs
- City
- Country
- Small town

3. Why does Corey want to live there?

- Close to a good school
- Close to family
- Close to where he works
- Convenient, close to everything

**Part II.** Watch the signer signing a statement and write the missing sign(s) in the blanks.

1. \_\_\_\_\_ ME LIVE. \_\_\_\_\_ ME ADOPT NOW \_\_\_\_\_ ME MOVE WANT WHYrhq GRASS+AREA HAVE.

2. \_\_\_\_\_ IX \_\_\_\_\_ ME RAISED/GROW-UP THERE.

3. ME \_\_\_\_\_ WITH 2 \_\_\_\_\_.

4. NOW \_\_\_\_\_ MY \_\_\_\_\_ LIVE THERE.

5. \_\_\_\_\_ ME LIVE THERE, ME WANT.

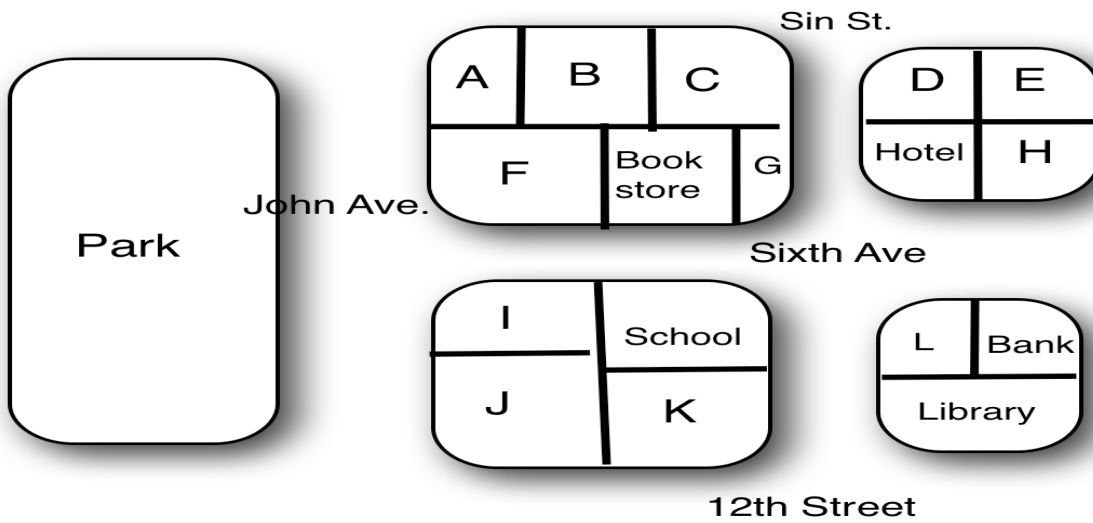
**Part III.** Watch the conversation and write the type of housing and whom they live with.

	HOUSING	LIVE WITH WHOM?
Nathie		
Ritchie		
Lisa		

TRUE+WORK ASL Workbook  
Unit 4.3

π

**Part I.** Watch the signer and write down which building is being described.









- a. \_\_\_\_\_
- b. \_\_\_\_\_
- c. \_\_\_\_\_
- d. \_\_\_\_\_
- e. \_\_\_\_\_
- f. \_\_\_\_\_
- g. \_\_\_\_\_
- h. \_\_\_\_\_
- i. \_\_\_\_\_
- j. \_\_\_\_\_
- k. \_\_\_\_\_
- l. \_\_\_\_\_

**Part II.** Watch the signer signing a statement and fill in the missing sign(s) in the blanks.

1. \_\_\_\_\_ ME GO-to STUDY.
2. \_\_\_\_\_ TWO-of-us GO-to WATCH.
3. \_\_\_\_\_ MY FRIEND ME GO-to, FINISH \_\_\_\_\_ NOW ME TIRED.
4. SINCE AUSTIN CITY GROW-in-size, NOW \_\_\_\_\_ .
5. MY HOUSE \_\_\_\_\_ IX-near ME GO-there-often.

TRUE+WORK ASL Workbook  
Unit 4.4

**Part I.** Observe the signer and label the parts of Canada and the United States.



[more exercise see next page]

**Part II.** Watch and write down the city and state being mentioned.

1. \_\_\_\_\_

2. \_\_\_\_\_

3. \_\_\_\_\_

4. \_\_\_\_\_

5. \_\_\_\_\_

6. \_\_\_\_\_

7. \_\_\_\_\_

8. \_\_\_\_\_

9. \_\_\_\_\_

10. \_\_\_\_\_

TRUE+WORK ASL Workbook  
Unit 4: Comprehensive Check

Watch as the signer signs, then answer the questions below. Check the answers with your instructor.

1. Why is she excited? \_\_\_\_\_
2. The trip originates at what city? \_\_\_\_\_
3. Where does her grandmother live? \_\_\_\_\_
4. What states are she and her best friend planning on travelling through?  
\_\_\_\_\_
5. Are she and her best friend sleeping in several hotels on this road trip? \_\_\_\_\_

# TRUE+WORK ASL Workbook

## Unit 4 SOAR

### **Self-Observation Assessment Review (SOAR)**

Watch a video of an ASL model signing a few sentences in ASL. You need to look closely at how the model uses his/her facial expressions and how s/he constructs their ASL sign order. You need to copy and practice signing those sentences until you become comfortable with them. Record yourself signing those sentences and compare your video with the video of the model signing the same sentences.

Sentences:

1. I want to buy a convertible electric car.
2. My uncle drives an 18-wheeler.
3. I have rode the New York City subway. Have you?
4. I live in a dorm with 3 roommates.
5. Living in the downtown area can be stressful.
6. I park my car in a parking garage near college.
7. My half-brother works at the bank.
8. My cousin works at a hospital.
9. My relatives live in every US state except for New Mexico.
10. The US has 50 states and Canada has 10 provinces.



# TRUE+WORK ASL Workbook

## Unit 4 SOAR

✓ : Satisfied

○ : Need Improvement

	T	S	SP	Comment
1.				
2.				
3.				
4.				
5.				
6.				
7.				
8.				
9.				
10.				

KEY: T: Topicalization      S: Syntax      SP: Sign Production